

CAYMANAS RACE TRACK

Before/After with Recommended Response

A Perfect Day 1 and Sustained Compliance



Prepared by GPS for the Betting Gaming &
Lotteries Commission and the Jamaica
Racing Commission



COVID19 Protocols will be Written for the following Groups/Users/Scenarios

Track Operations Non- Race Day (No Spectators)

- Track Side Operations
- Stables
- Logistics and Movement of Horses/People/ Equipment
- Groom's Recreation Hall

Note: Protocols for OTBs and Betting Shops to be written by BGLC



#1 First Aid Post & Isolation Tent

1. Masks to be worn by ALL visitors, Doctor and First Aid Post Team
2. Handwash station placed outside at entrance with soap dispensers and tissue
3. Antibacterial – accessible and monitor supply at door and in waiting area
4. Medical Records secured
5. COVID19 MOHW Flyers and Educational posters
6. Write staff policy for mandatory wearing of masks and incorporate mask/breathing breaks
7. Staff Policy for age limits, pre-existing conditions – regular checks, request medical reports
8. Assist in contact tracing
9. Handle all referrals for illness
10. **COVID19 Train the Trainer**
11. **Contact with MOHW/Hospitals**
12. **Contact with STH/KPH**
13. AC service contract and ventilate



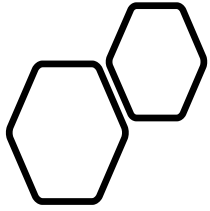
#2 TRACK (Sterile Area)

1. **No** unauthorized person
2. Staff and Jockeys **MUST WEAR MASKS** in Track area, transfer locations, legging up, etc. (train teams for mask/breathing breaks – more than 6ft from others)
3. Jockey's mask is **OPTIONAL** during Training and race while on the track
4. Grooms to wear masks always from when they leave the stable and until they return to the stable
5. Place public wash station nearby Track for after start clean up
6. Anti-bacterial dispensers in area, Track side Security to have alcohol spray bottles
7. Signs
8. Review movement pattern to minimize risk of crowding
9. Choose horses wisely for Day 1

Stables (Entrance and Inside)


1. No unauthorized persons
 2. Staff MUST WEAR MASKS when physical distancing less than 6 ft
 3. Soap Dispensers at wash stations
 4. Anti-bacterial dispensers at entrance
 5. Signs
 6. Upgrade house-keeping rules – keep neat
 7. Waste disposal – stable waste (skips) and garbage (bins/skips)
- **Trainers: Maintain Staff Records for Contact Tracing, Set illness Policy, COVID19 Engagement and Training for Grooms**





Pool (Horses Only),

1. No unauthorized persons in area
2. Staff MUST WEAR MASKS when physical distancing less than 6 ft (e.g. more than 4 persons at the pool area)
3. Address house-keeping rules – clean, keep neat and review waste disposal at site
4. Disinfect Pool gates, equipment and supplies daily
5. Signs
6. Train Grooms in handwash hygiene (after swimming session – back at the stable)



Grooms' Recreation Hall

1. No unauthorized persons
– Hall capacity limited to 25 inside and 10 outside
2. No crowding anywhere
3. Grooms **MUST WEAR MASKS** always inside and outside of Hall
4. Doors/windows open and domino table outside
5. Handwash station and Soap Dispensers at entrance with tissue
6. Anti-bacterial dispensers at entrance
7. MOHW COVID19 Signs/brochures and training
8. Upgrade house-keeping rules – clean, keep neat and review waste disposal
9. Clean and disinfect twice daily (8.25% bleach)



VETS Office, Training Room and Training Bus for Jockey Interns (Seasonal)

- No unauthorized persons
 - Staff **MUST WEAR MASKS** when physical distancing less than 6 ft and in training room
 - Mask/Breathing breaks during training
 - Anti-bacterial dispensers at entrance and in the Training room and office
-
- Temperature checks before entering Training room and offices
 - MOHW COVID19 Signs, handouts, brochures
 - House-keeping rules – keep neat
 - Office to Maintain Records/Registers for Contact Tracing (Staff, Trainees, Bus Transfers: Jockey Interns/Passengers)
 - Disinfect 2x per day – door handles, bus between uses (8.25% bleach)



SIGNS & PPE

1. Make signs BIG and prominent – incl MOHW signs
2. Include COVID19 handouts if possible in waiting areas
3. Make COVID19 announcement regularly (every 15 mins to 30 mins in between races)
4. Plan for ejection rules for disorderly and non-compliant patrons
5. Staff policy for mandatory wearing of masks and incorporate mask/breathing breaks
6. Staff Policy for age limits, declaring pre-existing conditions, contact tracing, illness, quarantine leave rules, etc

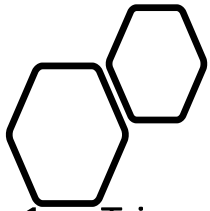


COVID19 Protocols will be Written for the following Groups/Users/Scenarios

Track Operations - Race Day (with Spectators)


- Track Side Operations
- Stables
- Logistics and Movement of Horses/People/Equipment
- Gathering Rooms (e.g. Jockey, Steward)
- Stands (density/capacity), Concessionaires, Lounges
- In-field (Ceremonies, Events)

Note: Protocols for OTBs and Betting Shops to be written by BGLC



Medical (Triage) Tent – Race Day

1. Triage Questions (Patients referred to Doctor and moved to Isolation Tent when in doubt)
2. Grooms' Triage at Vet Office
3. Handwash station at entrance with soap dispensers and tissue
4. Masks to be worn by ALL Staff and EMTs
5. Colour-coded armbands for clearance to enter Race Day
6. Antibacterial – accessible in Triage area and from Security
7. Medical Records – sent to First Aid Post
8. COVID19 MOHW Flyers and Educational posters
9. Staff policy for mandatory wearing of masks and incorporate mask/breathing breaks



Entrance – Staff & Public

1. Entrance rules (Staff and Public) to be strictly enforced by Security Team (re-testing, rejection to entrance – no exceptions)
2. Masks to be worn by Security and Staff/Visitors entering
3. Temperature checks mandatory
4. Anti-bacterial spray for hands (62-70% alcohol)
5. Soap and tissue dispensers nearby or at guard house
6. Posters/Signs, PR and advertising, Pre-sold tickets
7. Floor signs for Pedestrian queuing to Entrance Gate
8. Scenario training incl. handling rejections



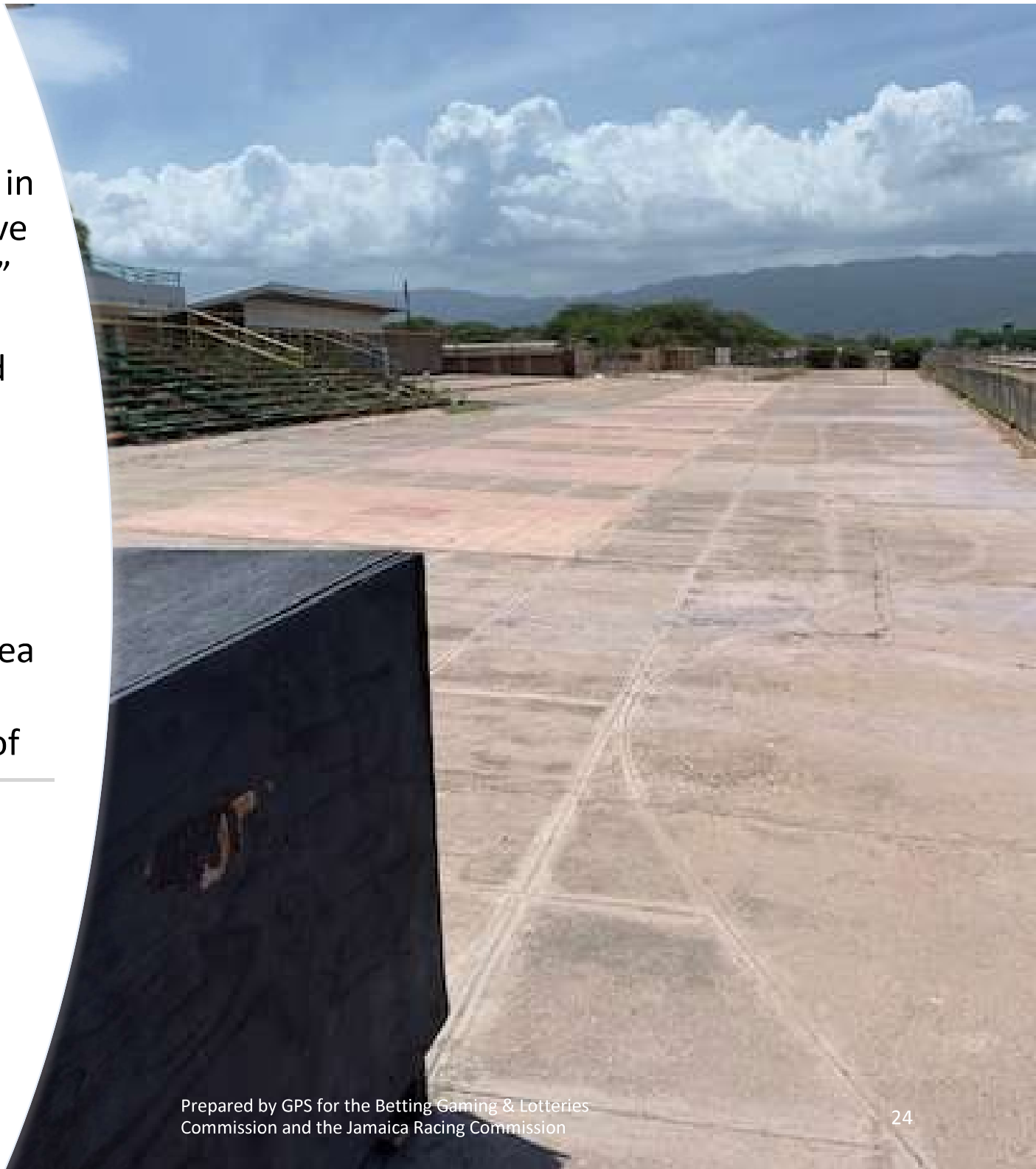
Risks BEFORE: Stands – Seated Areas

1. Crowding
2. Shouting
3. Touching
4. Railings (surfaces)



Stands – Standing Area

1. Spectators are NOT ALLOWED to congregate in standing areas which have marked as "NO standing" areas and blocked (entrance blocked, taped area off)
2. Block access to Standing Area and monitor movements to ensure spectators do not jump tape to be in standing area
3. Set security policy for breaches (e.g. Removal of non-compliant patron from Stands) and complete training



AFTER: Stands – Seated Areas

1. "NO standing" areas marked and blocked
2. Alternate seats blocked/marked
3. Alternate seating in rows to ensure social distancing
4. Patrons can stand at front of their seat
5. All Patrons must wear masks while in the stands – mask breaks can be had outside when >6ft distance from others
6. Public Handwash stations with soap and tissue dispensers
7. Anti-bacterial dispensers
8. Signs
9. Training Security on removing non-compliant patrons



RISKS BEFORE: Parade Viewing Balcony

1. Crowding
2. Touching
3. Railing Surfaces
4. No hand hygiene (before or after)
5. No infection prevention (disinfection)



AFTER: Parade Viewing Balcony

1. "No Stopping Here" markings at balcony
2. Floor markers (in the event there is no queue)
3. All Patrons must wear masks in this area
4. Anti-bacterial dispensers or security to spray hands on entering and leaving area
5. Signs
6. Railings cleaned & disinfected hourly (8.25% bleach)



BEFORE: Stands Open Spaces

1. Stopping and Crowding
2. Sitting
3. Touching
4. Cleaning and Disinfection



AFTER: Stands Open Spaces

1. Large "NO standing" areas marked and blocked
2. No Seating
3. All Patrons must wear masks
4. Public Handwash stations with soap and tissue dispensers
5. Anti-bacterial dispensers
6. Signs
7. Staircase railings and bathroom cleaned & disinfected hourly (8.25% bleach)



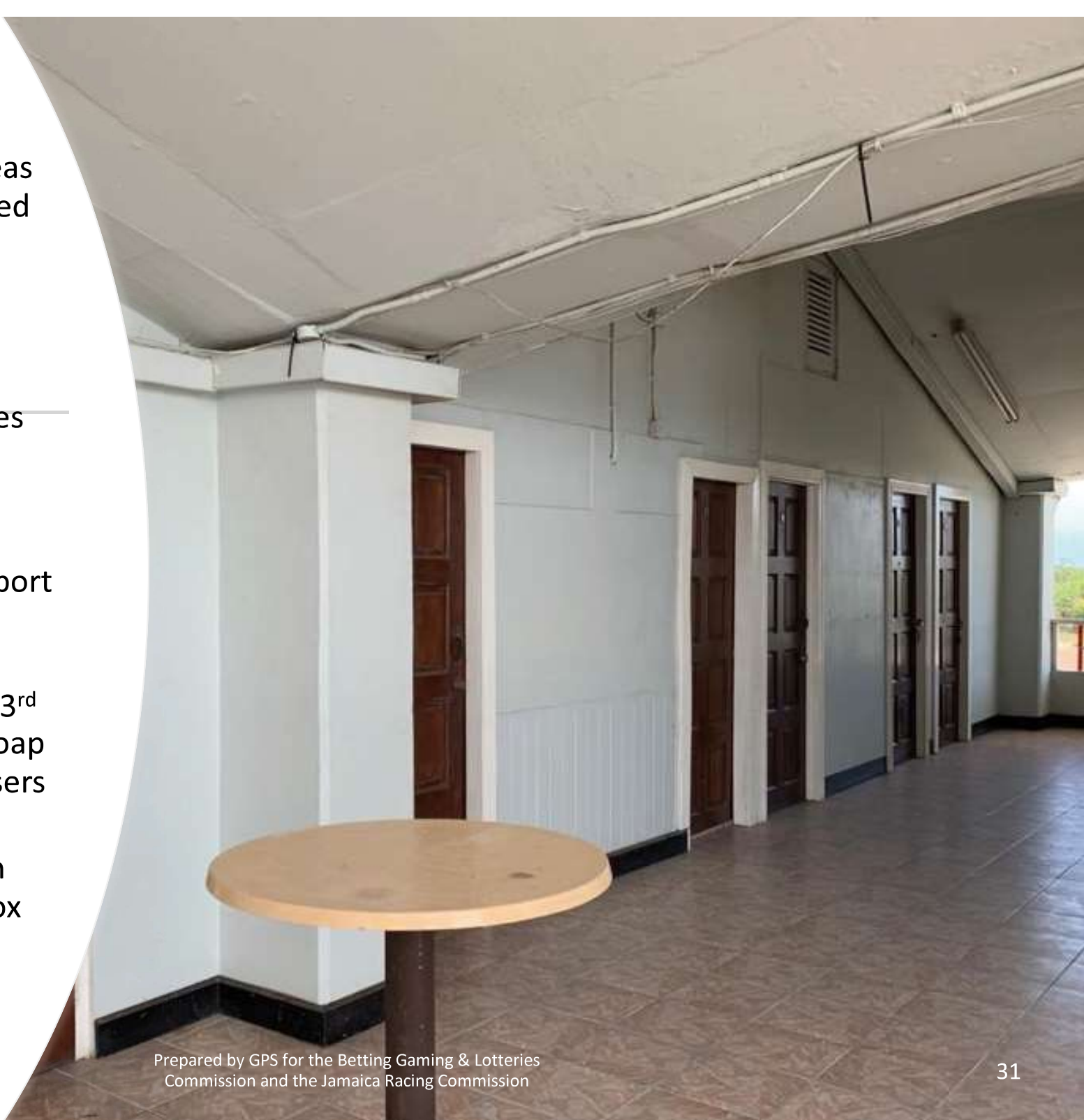
North Lounge

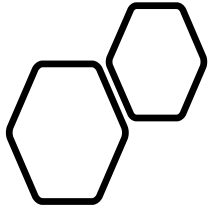
1. No food concession on Day 1 - Pre-packaged food and drink can be brought in, immediate disposal after
2. "NO standing" areas marked and blocked
3. Remove 50% of chairs and space out for physical distancing
4. Alternate seating in rows to ensure social distancing
5. Patrons can stand at their seat
6. All Patrons must wear masks
7. Anti-bacterial dispensers – Security spraying hands with 62%-70% alcohol and dispensers inside Lounge
8. Proper waste management and house-keeping
9. Signs at entrance and inside
10. Guard with alcohol sprays and temperature check
11. Bathroom cleaned & disinfected hourly (8.25% bleach)



Private Boxes



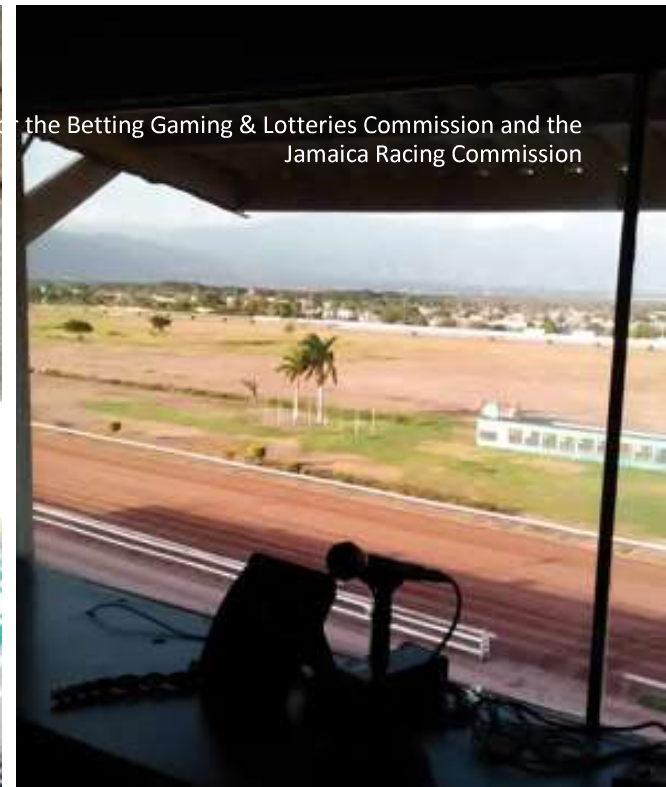
1. "NO standing" areas marked and blocked outside of Boxes
2. Signs for Physical Distancing inside boxes
3. Inside Private boxes (Masks optional)
4. Non-guests NOT ALLOWED (No staff/catering support otherwise masks mandatory)
5. Use bathroom on 3rd floor – maintain soap and tissue dispensers
6. Anti-bacterial dispensers at each entrance inside Box
7. Signs outside and inside Box





Broadcasting & Announcer's Room

1. Signs - on door and inside
2. Staff must wear masks if less than 6 ft and with authorized visitors in box
3. Open windows as much as possible
4. Non-authorized guests NOT ALLOWED (No staff/catering support otherwise masks mandatory)
5. Easy access to bathroom with soap and tissue dispensers Anti-bacterial dispensers at entrance and inside Room
6. Disinfection protocol for broadcasting operation/equipment, no sharing of mics, headphones, etc.



Concessionaires/ Drinks

Meals/ Drinks

1. No food allowed on Day 1
2. Patrons bring their own food (pre-packaged) and waste management immediate
3. "NO standing" areas marked and blocked and Queue markers in place
4. All Patrons must wear masks unless eating and drinking
5. Public Handwash stations with soap and tissue dispensers
6. Anti-bacterial dispensers
7. Waste management
8. Signs
9. Door handles and trafficked areas cleaned & disinfected hourly (8.25% bleach)





Cashiers' Windows

1. Cashiers to wear shields and masks
2. Limit Queues
3. No crowding allowed
4. Queue Markers on ground "STOP", "WAIT HERE"
5. All Patrons must wear masks
6. Public wash stations nearby cashier area
7. Disinfect cashier surfaces often – hourly
8. Anti-bacterial dispensers near cashier area
9. Security to have alcohol spray bottles
10. Signs
11. Review cut off times to minimize risk of crowding
12. Cashiers' windows disinfected in between each race (8.25% bleach)



Trainers' Lounge

1. Limit to 50% capacity at any time
(Capacity: 25 persons)
2. Only Trainers with horses racing on the day allowed
3. Remove 50% of chairs & Domino Table
4. All Patrons must wear masks unless eating and drinking
5. Soap and tissue dispensers in bathrooms
6. Disinfect surfaces often – hourly
7. Limit/No food options - must be pre-packaged and waste management immediate
8. Anti-bacterial dispensers – at the entrance and in the room
9. Signs
10. Cashiers - face shields and masks



Saddling Area

1. No crowding allowed
2. No unauthorized persons
3. 3 persons in stall
4. ALL PERSONS MUST WEAR MASKS at all times in Saddling area
5. Place public wash stations in saddling area
6. Disinfect stalls often – in between each saddling session
7. Anti-bacterial dispensers in area
8. Security to have alcohol spray bottles
9. Signs
10. Review movement pattern to minimize risk of crowding



- **Parade Ring**

1. No crowding allowed
2. No unauthorized persons
3. 3 persons in stall (excl Jockey)
4. **ALL PERSONS including Jockeys MUST WEAR MASKS**
5. Place public wash stations with soap & tissue dispenser in saddling area
6. Disinfect stalls often – in between each saddling session
7. Anti-bacterial dispensers in area
8. Security to have alcohol spray bottles
9. Signs
10. Monitor movement pattern to minimize risk of crowding



Testing Barn (STERILE AREA)

1. No crowding allowed
2. No unauthorized persons
3. ALL PERSONS MUST WEAR MASKS
4. Place public wash stations in Barn and Cool Off area
5. Disinfect stalls often – in between each testing session/use (e.g. Steam) – Vet to approve all use of chemicals
6. Anti-bacterial dispensers in area/at entrance
7. Security to have alcohol spray bottles at entrance
8. Review movement pattern to minimize risk of crowding
9. Waste management
10. Water management
11. Signs
12. House-keeping - Keep neat



Starting Gates & Gate Handlers Rest Area (Sterile Area)

1. No unauthorized persons
2. Jockeys and Staff MUST WEAR MASKS (train for mask/breathing breaks)
3. Jockey mast is options during race
4. Place public wash station nearby for after start clean up
5. Disinfect stalls often – in between each race (8.25% bleach)
6. Anti-bacterial dispensers in area, Security to have alcohol spray bottles
7. Signs
8. Review movement pattern to minimize risk of crowding
9. Choose horses wisely for Day 1

